



PneumaticWalker™ for Diabetics patient information

AIRCAST®

(01PD-M, 01-PD-MXW, 01PD-L, 01PD-LXW, 01P-XL)

Special Instructions:

What is the PneumaticWalker for Diabetics?

The PneumaticWalker for Diabetics is designed to reduce pressure points and manage edema while providing support and protection.

How is the PneumaticWalker for Diabetics used?

Prepare brace*

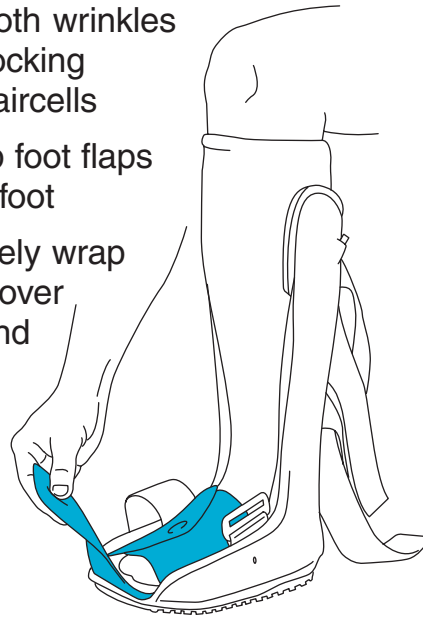
- Unfasten straps
- Remove front panel
- Open foot flaps and toe cover
- Put on stocking

* Regular skin care is important. Follow your physician's instructions carefully.

1

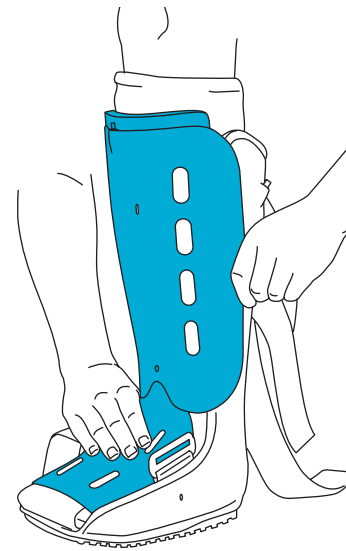
Apply brace

- While sitting, place leg in brace
- Position heel in back of brace
- Smooth wrinkles in stocking and aircells
- Wrap foot flaps over foot
- Loosely wrap toe cover around toes

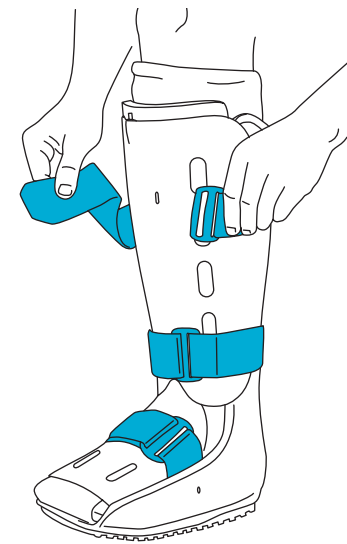


2

- Replace front panel: lower part inside brace, upper part outside brace



- Secure straps from bottom to top until snug

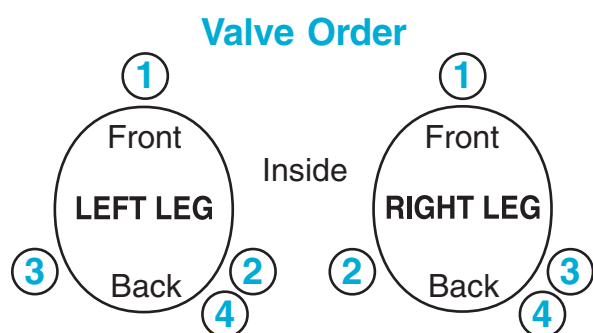




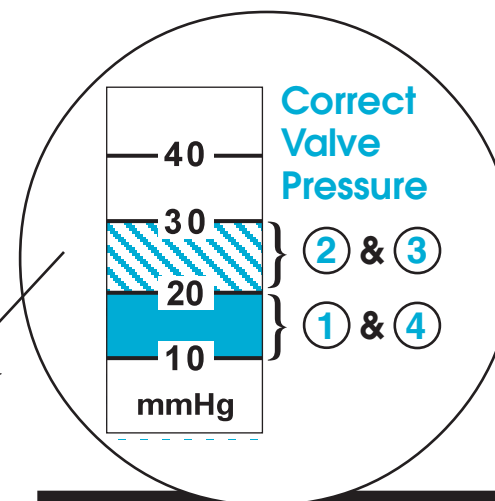
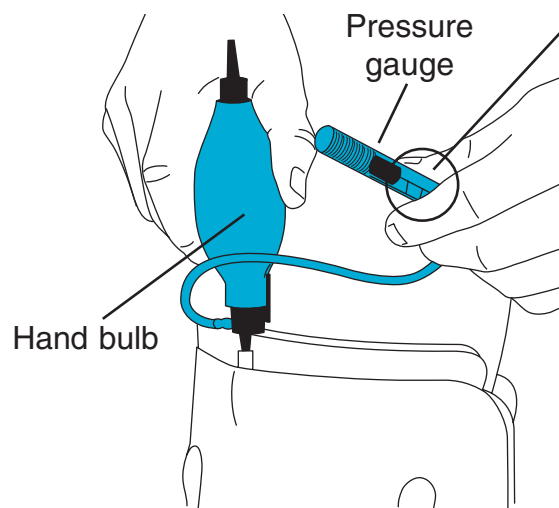
Inflate aircells in correct order

- Look at **Valve Order** for appropriate leg and locate valve ①
- Insert “Inflate” tip of hand bulb into valve
- Squeeze hand bulb until bottom edge of indicator rises to at least 30
- Stop squeezing hand bulb and indicator will slowly fall

- Look at **Correct Valve Pressure** and find the area that has the same number as the valve you are inflating
- When bottom edge of indicator falls into the correct area, remove hand bulb
- Repeat for valves ② , ③ and ④



③



Aircell compression should be checked with the pressure gauge whenever brace is adjusted and/or straps are tightened or loosened

⚠ ATTENTION

To prevent accidental abrasion, pull the top of the sock down over valves after inflation.

⚠ WARNING

Do not over-inflate aircells. Improper aircell inflation may cause significant skin irritation in patients with diabetic neuropathy. Reduce aircell compression with any visual skin changes or reported discomfort. Do not use this device on patients incapable of communicating physical discomfort.

AIRCAST®

92 River Road
Summit, NJ/USA 07902-0709
(908) 273-6349
800-526-8785
Fax (800) 457-4221
Fax (908) 273-1060
www.aircast.com

R 7/6/99
04258